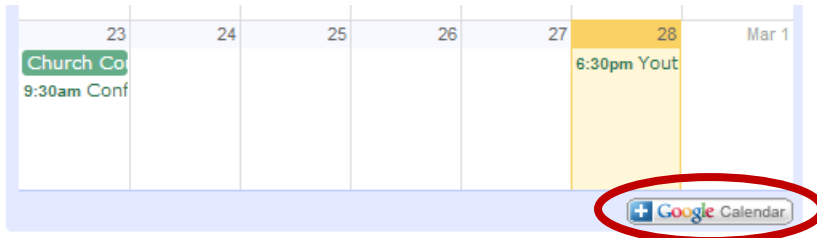

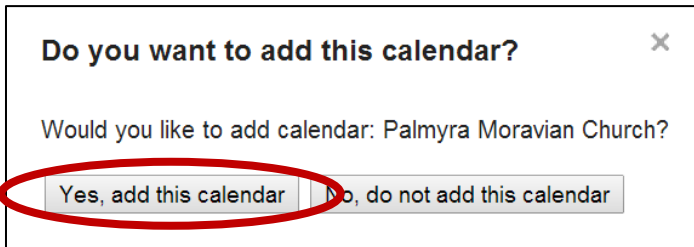


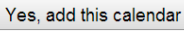
Follow these steps to Subscribe to a Google calendar:

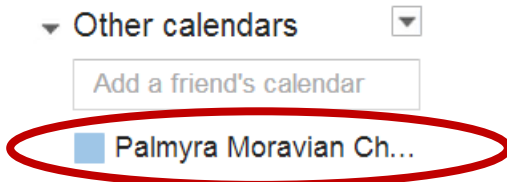
1. If you do not already have a Google account, you will need to create one at [www.Gmail.com](http://www.Gmail.com).



2. At the bottom of the calendar window, click .
3. You will be redirected to the Google calendars site, which you will need to log in to now.



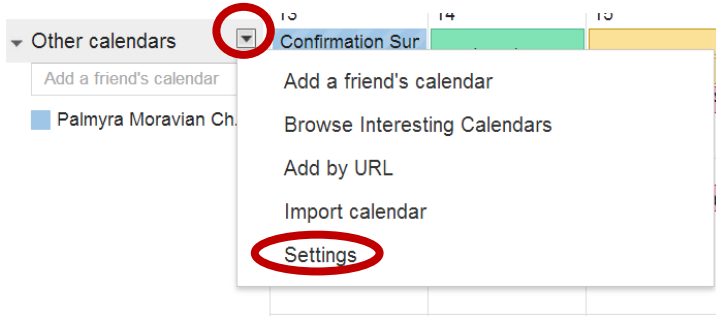
4. After you log in, you will see a pop-up message. Click .



5. You will now see the calendar listed below "Other calendars" on the left.
  - a. If you do not see anything listed under "Other Calendars", make sure the triangle on the left is pointing down (▼), not to the right (▶). If it is pointing to the right (▶), left click it and the list should appear.
  - b. You will also see the events in the calendar on the right.

Follow these steps to Unsubscribe from a Google calendars:

1. Log on to gmail and go to [calendars](#).



2. Click on the arrow next to "Other Calendars" (▼) and click "Settings".
- 3.

**Other Calendars** Calendars I can only view [Browse interesting calendars »](#)

CALENDAR	SHOW IN LIST	NOTIFICATIONS	
<a href="#">Palmyra Moravian Church</a> Church Events	<input checked="" type="checkbox"/>	<a href="#">Reminders and notifications</a>	<a href="#">Unsubscribe</a>

4. Locate the calendar you wish to unsubscribe to at the bottom of the page and click "Unsubscribe" on the right.